

# How to host your own



## Exhibit

Created by Lutherans Restoring Creation in partnership with Lutheran Community Foundation  
for the 2012 ELCA National Youth Gathering.

## Contents

Why host a Know Trash No Trash exhibit? .....	3
About this manual.....	3
Let us introduce ourselves .....	3
In the beginning... ..	4
Get the word out.....	4
What You Need: .....	4
How to set-up: .....	5
Layout.....	7
Appendix A.....	8
Appendix B .....	14
Appendix C: .....	15

## Why host a Know Trash No Trash exhibit?

Whether you are hosting an exhibit for kids, youth or adults everyone is able to walk through the exhibit and encounter the trash's physical reality and presence. From that point on one encounters the facts about their coffee cup's life span until the point at which it is fully degraded as well as the biblical motivations for caring for creation. In the end with the support of current stories and personal brainstorming the kids, youth and adults as a whole congregation can seek eco-friendly trash alternatives or reinforce their present eco-friendly initiatives.

## About this manual

This manual or guide seeks to be an adaptable resource to be applied on the congregational level. One will find it provides the layout, instructions and supplemental materials to implement it at home.

## Let us introduce ourselves

**Lutherans Restoring Creation (LRC)** is a grassroots movement consisting of Lutherans. LRC is driven by laity with the support of pastors, lay professionals, synodical leadership, and ELCA governance. We believe that being earth keepers is foundational to our Christian vocation and should be integral to the full life and mission of the ELCA. We seek to empower and equip ELCA organizations to embrace caring for creation in more substantive and meaningful ways as it seeps into all facets of congregational life so that earthkeeping and justice for all earth community becomes integral to the identity and purpose of our church.

<http://www.lutheransrestoringcreation.org/>

**Lutheran Community Foundation's** mission is to serve our donors with integrity as together we change lives and spread joy by sharing our blessings with the world. We are here to collaborate with you to do good things, to make a difference, and to connect people, resources and recipients. We are part of a community of Lutherans and part of the larger community of the world. We strive to make a difference in the best way possible. And we know what we do today changes the world and people within it forever.

<http://www.thelcf.org/>

## In the beginning...

### Get the word out

- Place an announcement in the bulletin.  
     “How can our youth group and congregation be more eco-friendly? Come explore our  
     Trash exhibit on \_\_\_\_\_”
- Invite through Facebook
- Advertise with:
  - Twitter
  - Newsletters
  - Blogs
  - Posters

### What You Need:

#### Trash Display

- Trash Bags
- Newspaper
- Balloons and pump (To help fill the bags if you don't have enough newspapers)
- Trash Bag Facts (Appendix A)
- Paper cup or Styrofoam cup
- Tape
- Poster board
- Marker

#### Trash Stop (Optional)

- Soda Can
- Pop Bottle
- Coffee grounds and filter
- Cookie Packaging
- Cookies
- Poster board
- Markers

#### Informational Banner/Posters: How long it takes for a cup to Bio-Degrade? & Why Care?

- Need to make a Banner/Poster/Newspaper

#### Stories

- Stories (Appendix B)
- Map

- Push Pins
- String
- Tape

#### Movie

- Screen
- Projector
- Computer
- Movie *Trashed* (<http://www.snagfilms.com/films/title/trashed>), *Garbage! The Revolution Starts at Home* (<http://www.garbagevolution.com/index.html>) or *Human Footprint* by National Geographic ([http://www.snagfilms.com/films/title/human\\_footprint#.UAeRM6rPrmo.google](http://www.snagfilms.com/films/title/human_footprint#.UAeRM6rPrmo.google))

#### Informational Desk

- Resources to books, movies or websites that discuss trash.
- Scratch paper and pencils for brainstorming caring for creation ideas.

#### Brainstorming/Pledge

- Newspaper
- Spray Paint
- Tape
- Markers

## How to set-up:

### Moving from left to right (optional)

#### Left

#### Trash

- Set Up a little stool with a Styrofoam cup and bowl or plate or tape it to the trash bag.
- Tape the print-outs from Appendix 1 as they correspond to the months; beginning with the introduction of “Imagine the Sunday coffee hour with 60 people in attendance” One may also adapt the factoid and amount of bags based on your home congregation and simply multiply the bags to fit your congregation.
- Stuffing trash bags for a Sunday Coffee Hour – 60 People, 30 Gallon Bags
  - 1 Week – 2 Bags
  - 1 Month – 8-9 Bags
  - 3 Months – 25 Bags
  - 6 Months – 51 Bags

- 1 Year – 102 Bags
  - (2 ft. x 2 ft. x 3ft. = 1224 Cubic Ft.) – Approximately 2 – 24 foot U-Haul’s
- Place a poster with a marker so the participants can respond asking “How many bags does your congregation collect in a year?” or “How many bags do you have in a month at home?”

#### Open Trash Bag

- Have a trash bag with other coffee hour or youth lock-in trash.
- Have a poster for people to write what else they think might be in the trash

#### Middle

- Banner/Posters asking; another option would be to reuse newspapers and write the questions and answers on them.
  - How long will your cup be around?
    - Paper Cup ~ 5 yrs
    - Plastic Cup ~ 250-400 yrs
    - Styrofoam ~ 500-Never
    - Glass Mug ~ Reuse then Recycle<sup>i</sup>
  - Why Care?
    - It’s all good! ~ Genesis 1:31
    - It’s our Job ~ Gen 2:15
    - Our sin harms God’s creation ~ Isaiah 24:3-6
    - There’s hope because God has reconciled/restored himself to us and so we can work to restore ourselves to creation through Christ~2 Corinthians 5:17-19

#### Right

##### Map with stories

- Hang or lay map out with pins that locate the story on the map. Link that pin with a string to the story (Appendix B) on the outside of the map

##### Information Table

- If you would like, provide book suggestions, print-outs, websites or movies some of which you can find links to on [www.lutheransrestoringcreation.org](http://www.lutheransrestoringcreation.org).
- Have the table be part of a brainstorming area where they create ideas to care for creation at home or in the congregation. Once they have an idea have them share it on the banner.

#### Center

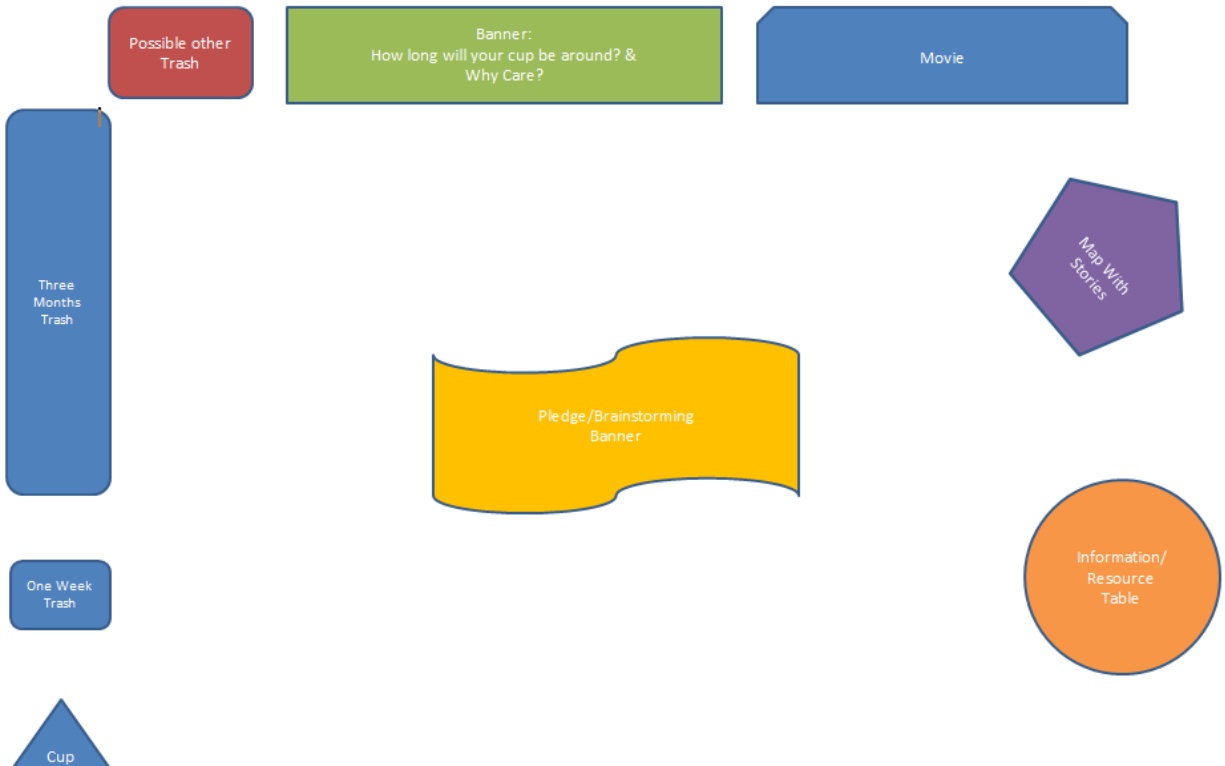
##### Pledge Banner

- Tape old newspapers together and spray paint them white so that people can write down their name as the pledge to care for creation as well as brainstorm ideas they have for caring for creation.

### All over the exhibit

- Place factoids related to trash throughout the exhibit to offer new information and insights.

## Layout



# Appendix A

Printable Trash Bag Factoids



Imagine the Sunday  
coffee hour with 60  
people in attendance  
one week



1

week

~ 2 bags

3

Months

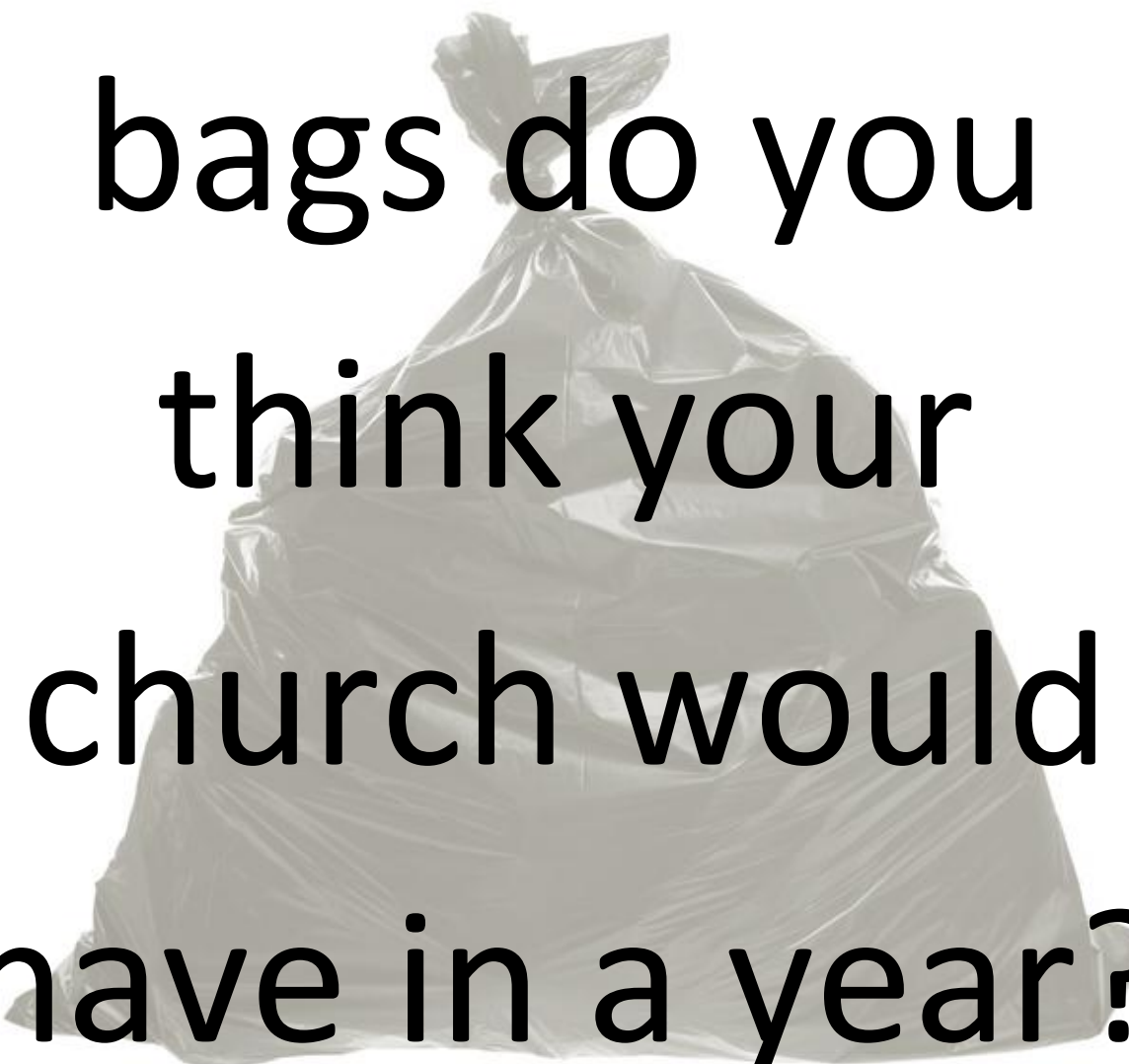
~ 25 bags

# 1 Year ~ 102 bags

One Year would  
equal approximately  
two 24 foot long U-  
Haul's



How many  
bags do you  
think your  
church would  
have in a year?



# Appendix B

Stories: Will be added shortly

# Appendix C:

Pledge Banner &

Additional Factoid to place around the room.


Sign your name  
and **PLEDGE** to  
care for creation

&

Share what you  
can **DO** @ home



In a lifetime  
the average  
American  
has 64 tons  
of trash






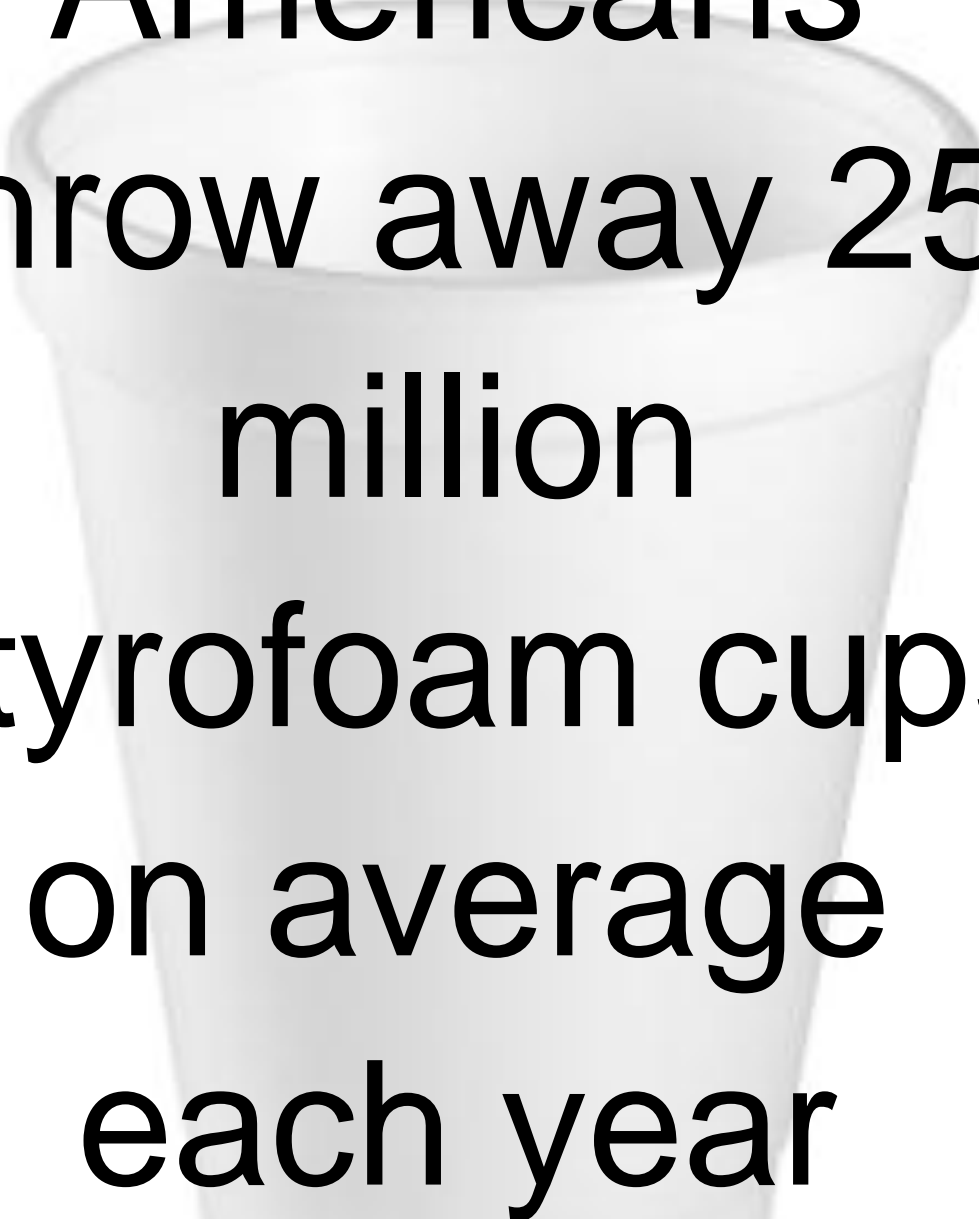
1 trillion plastic  
bags used for  
only 5 minutes  
worldwide  
every year

Every month  
Americans throw  
away enough  
aluminum to  
rebuild the US  
Air fleet



Americans cut  
down 500,000  
trees for their  
weekly Sunday  
newspapers





Americans  
throw away 25  
million  
Styrofoam cups  
on average  
each year

We throw away 60  
Million plastic  
bottles a day in the  
US, means every  
second 694 plastic  
bottles





If every household in  
the United States  
replaced just one  
package of virgin fiber  
napkins (250 count)  
with 100% recycled  
ones, we could save 1  
million trees

---

<sup>i</sup> <http://www.dosomething.org/tipsandtools/recycling-basics-get-you-going>

[http://www.nyc.gov/html/nycwasteless/downloads/pdf/rrr-kit/chapter2\\_K-1.pdf](http://www.nyc.gov/html/nycwasteless/downloads/pdf/rrr-kit/chapter2_K-1.pdf)

<http://greenliving.nationalgeographic.com/rid-styrofoam-20410.html>

<http://www.cleanhouston.org/living/recycling/decomposition.htm>